

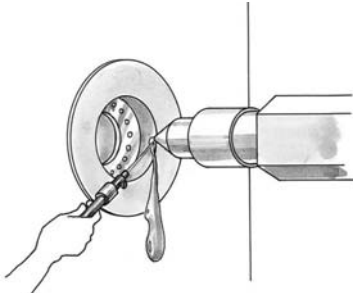
Depth adjustable probes

Model 520K-TC1-ANP
Model 520E-TC1-ANP




Temp. range	Tolerance	Response time	Durability
-200~300°C	±2.5°C (at 100°C)	1.5 s	B

Depth adjustable probes applications



Heavy duty moving surface probes

Type K Model 213K-TC1-ANP
Type E Model 213E-TC1-ANP




Temp. range	Tolerance	Response time	Durability
-50~600°C	±2.5°C (at 100°C)	5.0 s	B

The following model designations are used, based on the length of the stainless pipe:

Stainless pipe length	Model
100mm	213K-TC1-ANP
200mm	214K-TC1-ANP
300mm	215K-TC1-ANP
500mm	216K-TC1-ANP
1000mm	217K-TC1-ANP


Soft body probes

Type K Model 1600K-TS1-ANP
Type E Model 1600E-TS1-ANP




Temp. range	Tolerance	Response time	Durability
0~200°C	±2.5°C (at 100°C)	4.0 s	S

Type K Model 1601K-TS1-ANP
Type E Model 1601E-TS1-ANP



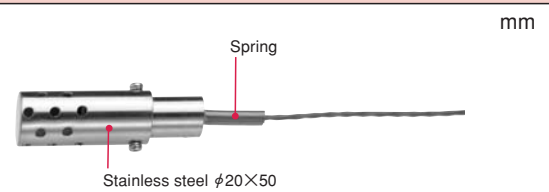
Temp. range	Tolerance	Response time	Durability
0~200°C	±2.5°C (at 100°C)	4.0 s	S

Soft body probes applications



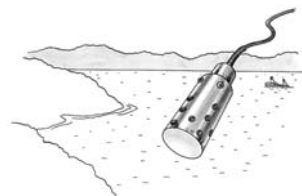
Drop probes

Type K Model 530K-TF5-ANP
Type E Model 530E-TF5-ANP



Temp. range	Tolerance	Response time	Durability
-50~150°C	±2.5°C (at 100°C)	3.0 s	S

Drop probes applications



Strong lead cable enable this probe to throw into sea, bath and tank. 5 meters lead cable is provided for standard order.