

Model HHT series

High Temperature Probes

Model HHT series probes are high-durability temperature sensors designed to measure high-temperature surfaces. Specific components may be combined to customize products for the needs of a customer's specific application.

HHT 模式系列

HHT 模式系列产品是耐久型高温表面温度感应器。通过组合各个规格的组件，可以按照客户的用途进行个性选配。

モデルHHTシリーズは、耐久形高温表面温度センサです。各パーツの仕様を組み合わせる事により、お客様の用途に合わせてカスタマイズする事が出来ます。

Typical probes of HHT series

Type K Model HHT-41K-10-TC1-ANP




Temp. range	Tolerance	Response time	Durability
-50~800°C	±3.8°C (at 500°C surface)	4 s	※

Type K Model HHT-51K-10-TC1-ANP



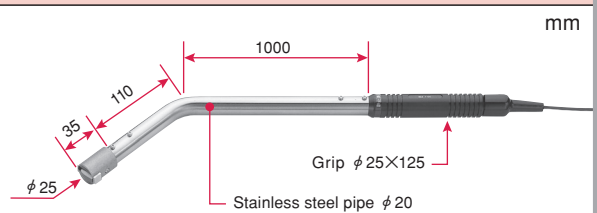
Temp. range	Tolerance	Response time	Durability
300~1100°C	±3.8°C (at 500°C surface)	5 s	※

Type K Model HHT-42K-10-TC1-ANP



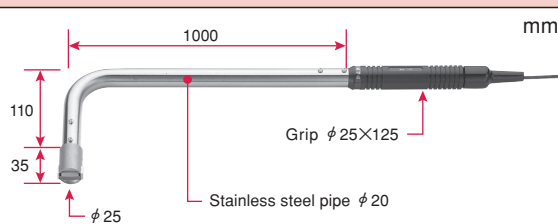
Temp. range	Tolerance	Response time	Durability
-50~800°C	±3.8°C (at 500°C surface)	4 s	※

Type K Model HHT-52K-10-TC1-ANP



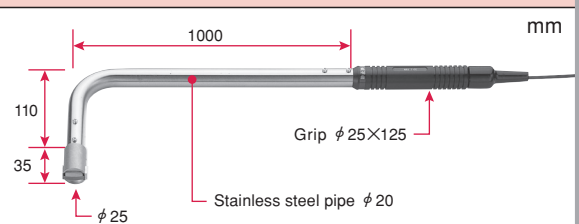
Temp. range	Tolerance	Response time	Durability
300~1100°C	±3.8°C (at 500°C surface)	5 s	※

Type K Model HHT-43K-10-TC1-ANP




Temp. range	Tolerance	Response time	Durability
-50~800°C	±3.8°C (at 500°C surface)	4 s	※

Type K Model HHT-53K-10-TC1-ANP




Temp. range	Tolerance	Response time	Durability
300~1100°C	±3.8°C (at 500°C surface)	5 s	※

How to order of HHT series



HHT-51K-10-TC1-ANP



① Temp. range	4 : -50 ~ 800°C 5 : 300 ~ 1100°C
② Pipe angle	1 : Straight 2 : 45 degrees 3 : 90 degrees
③ Thermocouple type	K : Chromel-Alumel
④ Pipe length	05 : 500mm 10 : 1000mm 15 : 1500mm 20 : 2000mm
⑤ Cable type (See page 5)	TC
⑥ Cable length	1 : 1m 1.5 : 1.5m 2 : 2m 2.5 : 2.5m
⑦ Plug (See page 4)	ANP ASP W

Specifications

Tolerance		±3.8°C (at 500°C surface)
Response time	HHT-4*	4 s
	HHT-5*	5 s
Durability rank	HHT-4*	800°C : More than 60,000 contacts
	HHT-5*	800°C : More than 60,000 contacts 900°C : More than 15,000 contacts 1000°C : More than 5,000 contacts 1100°C : More than 300 contacts
Max. temp.	HHT-4*	800°C
	HHT-5*	1100°C

② Pipe angle

1	Straight	
2	45 degrees	
3	90 degrees	

④ Pipe length (mm)

Straight		
45 degrees		
90 degrees		
05		500
06		600
07		700
08		800
09		900
10		1000
11		1100
12		1200
13		1300
14		1400
15		1500
20		2000